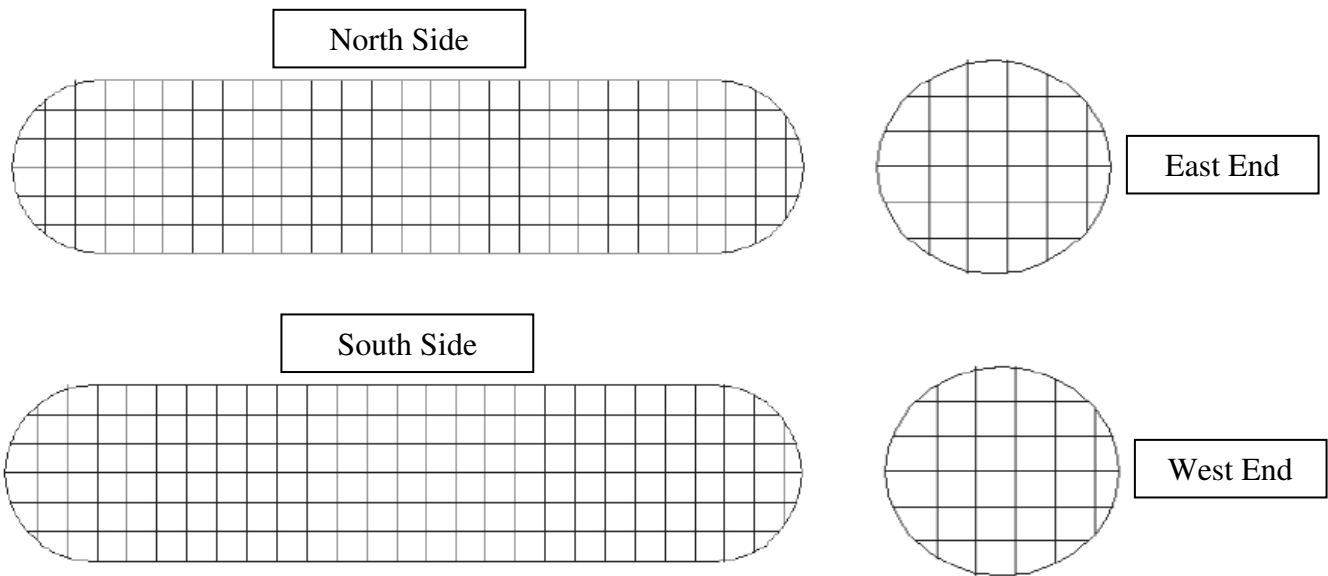


ANNUAL PRESSURE VESSEL INSPECTION RECORD

Date of Inspection:	
Name of Inspector:	
Equipment Name or ID Number from P&ID Diagram	
Tank Identifying Information (National Board Number if available):	
Tank Identifying Information (Serial Number if Available):	
Tank or Heat Exchanger MAWP:	



NOTES:

1. Follow Stationary Pressure Vessel Inspection Procedure (See TAB 1, 3.1).
2. Use the diagram above to support visual inspection of the exterior surface and welds.
3. Mark the location of any observed defect on this diagram.
4. Denote directions on the diagram (North, South, East and West).
5. No supports or other equipment may be welded to the tank.

ANNUAL PRESSURE VESSEL INSPECTION RECORD

INSPECTION CHECKLIST FOR CONTAINER SURFACE AND SUPPORTS

DEFECT	FINDING		LOCATION REFERENCE NOS. ¹	ACTION TO ADDRESS DEFECT ²	DATE ACTION COMPLETED
	Yes	No			
Dents					
Gouges					
Corrosion					
Cracks					
Bulges					
Slivers ³					
Undercuts ⁴					
Leaks					
Support is Cracked or other Defect					

NOTES:

1. Mark the location of the observed defect on the diagram (Page 1 of 4).
2. Specific actions may include the need for a 3rd Party Qualified Inspector to determine the seriousness of the defect observed. A qualified Inspector should be one that has been certified by the National Board of Boiler and Pressure Vessel Inspectors.
3. Sliver – A small piece of metal that protrudes from the weld.
4. Undercut – A defect that occurs as a groove in the parent material at the edge of a weld.

Clarifying Data¹:

NOTES:

1. Provide any clarifying data such as length, width, and depth of defect in accordance with the inspection procedures.

ANNUAL PRESSURE VESSEL INSPECTION RECORD

INSPECTION CHECKLIST FOR CONTAINER WELDS

WELD	CRACKS OR OTHER DEFECT PRESENT		LOCATION REFERENCE NOS. ¹	ACTION TO ADDRESS DEFECT ²	DATE ACTION COMPLETED
	Yes	No			
Head to Shell					
Longitudinal					
Circumferential					
Appurtenances					
Unauthorized Welds ³					

NOTES:

1. Mark the location of the observed defect on the diagram (Page 1 of 4).
2. Specific actions may include the need for a 3rd Party Qualified Inspector to determine the seriousness of the defect observed. A qualified Inspector should be one that has been certified by the National Board of Boiler and Pressure Vessel Inspectors.
3. Unauthorized welds include any welding that was not completed by a Certified "R"-Stamp welder.



Clarifying Data¹:

NOTES:

1. Provide any clarifying data such as length, width, and depth of defect in accordance with the inspection procedures.

ANNUAL PRESSURE VESSEL INSPECTION RECORD

INSPECTION CHECKLIST FOR CONTAINER MARKINGS

MARKING	FINDING		ACTION TO ADDRESS DEFECT	DATE ACTION COMPLETED
	Yes	No		
Missing or Illegible Name Plate				
Paint is in Good Condition?				
“ANHYDROUS AMMONIA” or “CAUTION-AMMONIA” is legibly marked on two sides of the tank with letters not less than 3.9’ tall				
<p>Information in conformance with 29 CFR 1910.1200(f)(6) is present on the tank. For example, a pictograms conforming to the Globally Harmonized System (GHS) of Classification and Labeling of Chemicals.¹</p> <div style="text-align: center;">  <p>Toxic</p> </div> <div style="text-align: center;">  <p>ANHYDROUS AMMONIA</p> </div>				

Notes:

1. The GHS system of labeling has been recently adopted by OSHA and is an OSHA requirement. Existing tanks may use the classic NFPA hazard diamond for ammonia and some local jurisdictions may prefer that the NFPA diamond continue to be used.